


Instructions for Analog Digital Watch

Ten bit digital universal Edition (S3)

Note: This manual is generic version, LCD pattern as inconsistent with the physical circumstances, does not affect the use of the calibration method.

Function Schematic Drawing of Sports Watch



RESET (S1) —Reset Button START (S2) —Start Button

MODE (S3) —Mode Button LIGHT (S4) —Light Button

Week Expressions

SU—Sunday MO—Monday TU—Tuesday WE—Wednesday

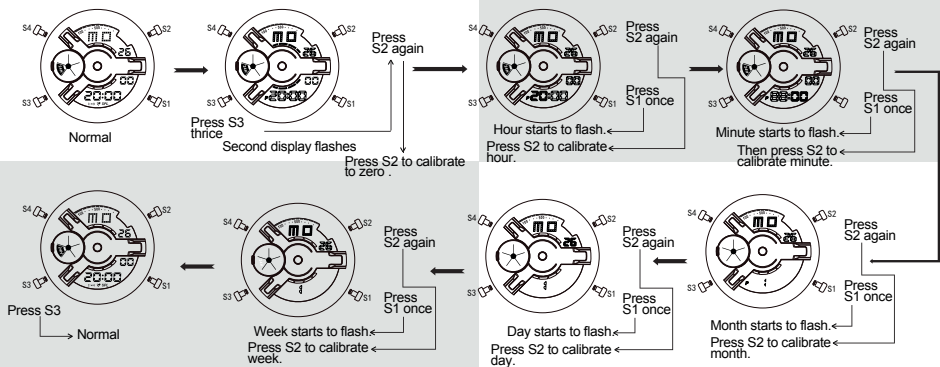
TH—Thursday FR—Friday SA—Saturday AM—Morning

PM—Afternoon ALM-Alarm CHM-Chime SPL--Split Time

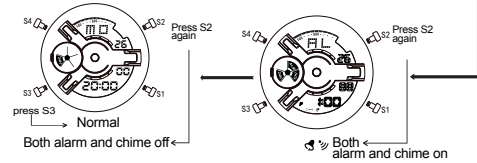
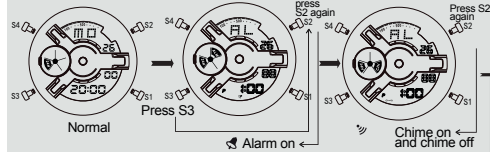
General Guide

- After all operation, press S3 return to the normal timing state.
- After alarm set, when the alarm time arrives, it will sound (can be turned on and off).
- After chime set, the watch will sound once per hour (can be turned on and off).
- Animation area is only for decoration and has no other function.

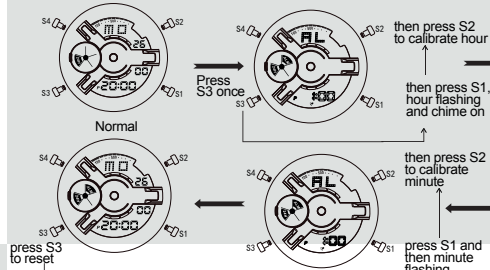
How to calibrate standard time, date, week



How to open and close chime and alarm

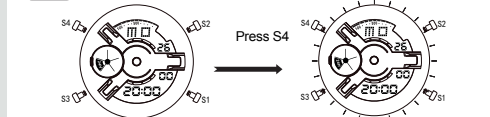


How to set the alarm



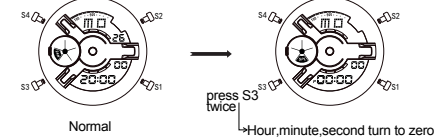
Note: If set the alarm under 12 hour format, make sure the time that you set is afternoon or morning.

How to use cold light



Notes: frequent using will shorten the lifespan of batteries.

How to use stopwatch (1/100 second)

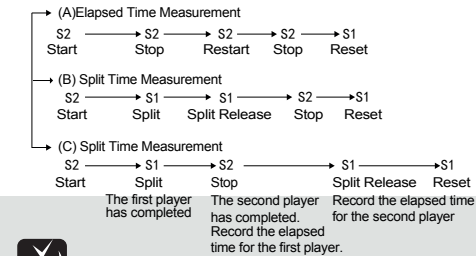


(Note: After pressing S3, it displays the timing state, press S2 again and then S1, hour, minute and second will be zero.)

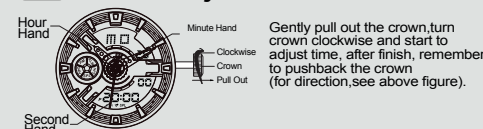
After pressing S3, it displays data state (quiescent), press S1 once, hour, minute and second will be zero.)

Press S2 once, stopwatch starts timing (at this time, if press S3 directly, it returns to normal timing state, stopwatch will continue to work invisibly, press S3 again to the initial state).

Stopwatch has three timing modes, when timing for any mode is over, press S3 to return to normal timing state



How to adjust the time

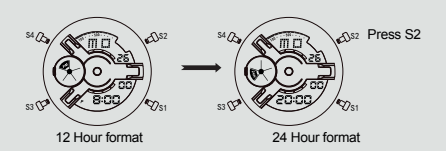


Notices:

- Don't operate underwater when swimming or diving.
- Long-term use of cold light will consume power of battery. For extending the battery lifespan, pls don't operate exceed three time every day.
- Avoid wearing watch in conditions of strong electric fields, magnetic fields and electrostatic high frequency.
- Normal physical exercise won't be damaged. But avoid to be fallen to the ground or collided with hard objects.
- When battery is used up and watch stop, pls take out the battery from watches. Otherwise, it will damage inner watches parts.
- If there is water fog or mist inside watch case, pls go to repair at once in our authorized repairing services centers to avoid damaging or corroding inner watches parts.
- Avoid using in the circumstance of extremely hot or severe cold and keep using in normal temperature between -5 and 50 degree. The difference per month is +30 seconds (conforms to int'l standards).
- Don't clean watches surface in Chemical washing liquid especially soap liquid. It will damage and corrode the rubber ring inside result to leakage. The dry soft cloth is better for cleaning.
- Cold light won't be visible in the strong sunlight.
- The water resistance is up to 50 m (Tested in vacuum).
- we will continuously improve quality and some functions will be possibly added. If we can't update in time, please understand it.
- Our watch conforms to national standards of QB/T 1909-2012 belong to Top Class quality.
- All the watches need install batteries to be tested before packing. When you buy, the batteries already consumed a part of power. So the lifespan of original batteries will be less than two years of valid lifespan.

Warning: LCD movement uses CR2025 battery, Please do not use other batteries.

How to change 12/24 hour format



Note: 12/24 hours format can't be changed in the morning, only for another time.



Warranty Card

From the date you purchased, the guarantee valid time is one year. It will be effective after this warranty card be signed & stamped by distributor. If watches occurred quality problems, we will fulfill the obligation of free repairing. In case of following situations, we will collect essential costs of repairing & services.

- Breakage and damage without using and operation under the instruction of notice.
- Battery used up or fade within the scope of normal use.



HEAD is a registered trademark of HEAD Technology GmbH and HEAD Sport GmbH and is used under license by ELYSEE GROUP. For more information please visit www.headwatches.com